

FINANCIAL LITERACY: HOW U.S. ADULTS ARE SAVING FOR RETIREMENT

65%

OF U.S. ADULTS SAY THEY ARE SAVING AT *LEAST* PART OF THEIR INCOME FOR RETIREMENT¹

56%

OF AMERICANS LOSE SLEEP WHEN THEY THINK ABOUT RETIREMENT²

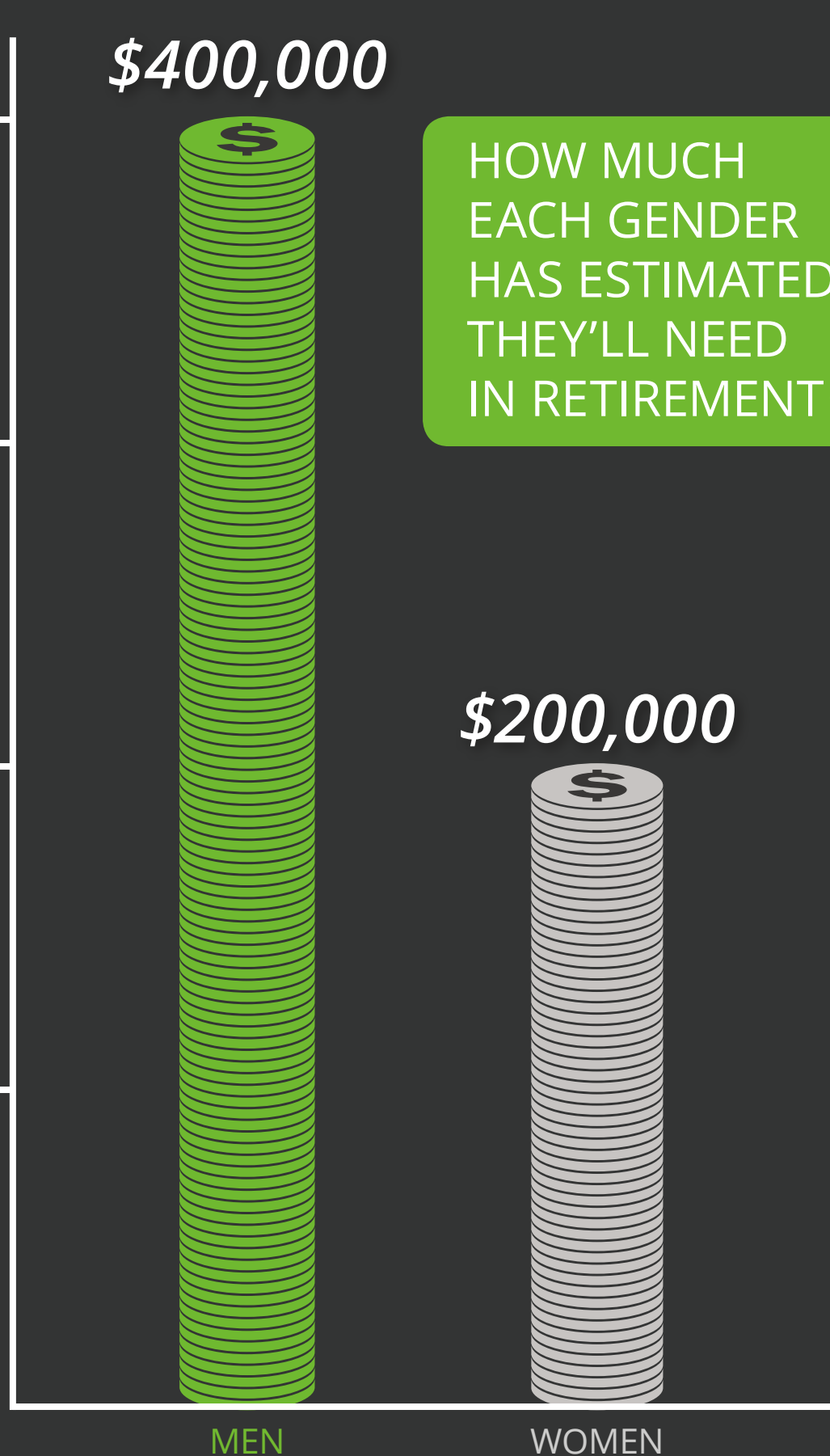
42%

OF AMERICANS WILL RETIRE "BROKE" MEANING THEY HAVE \$10,000 *OR LESS* SAVED FOR RETIREMENT³



1 in 3

OF AMERICANS HAVE *NOTHING* SAVED AT ALL⁴



HOW MUCH EACH GENDER HAS ESTIMATED THEY'LL NEED IN RETIREMENT⁵

80%

OF MEN

72%

OF WOMEN

56%

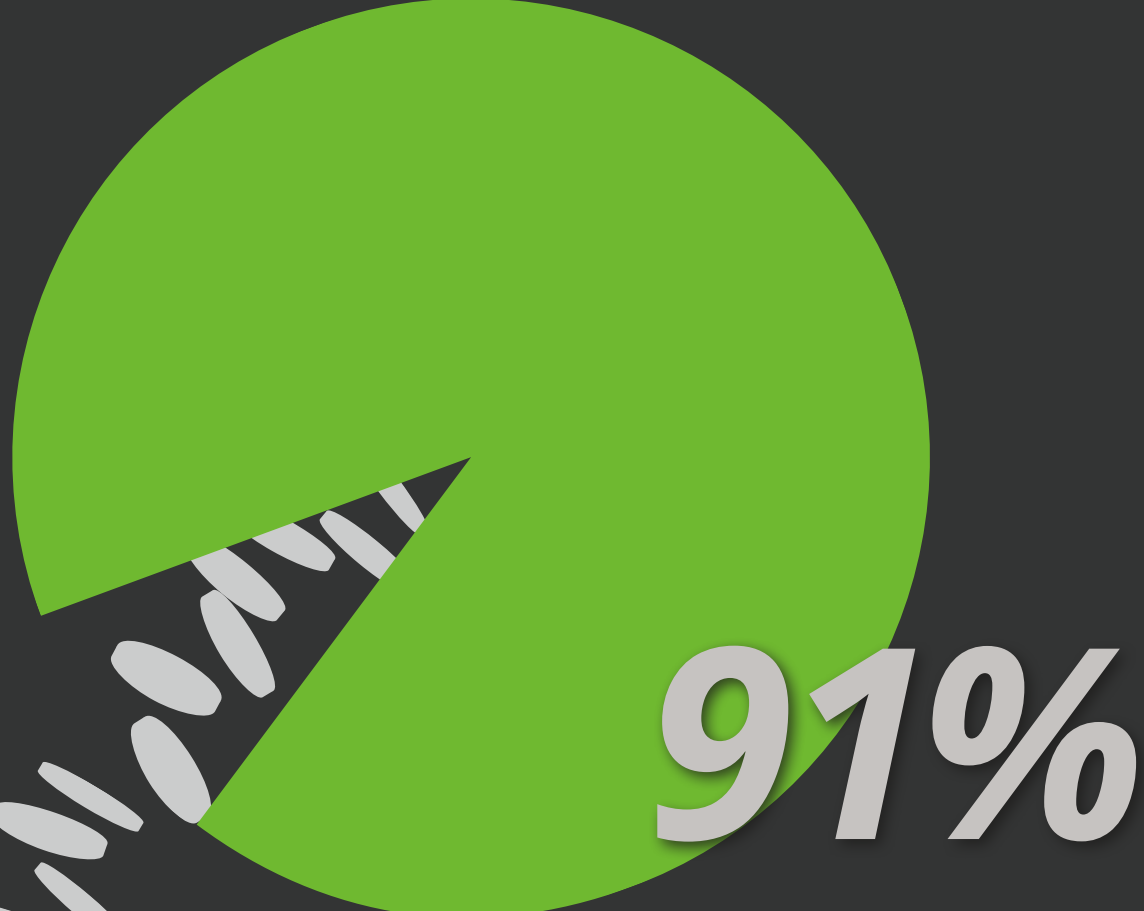
OF WOMEN

70%

OF MEN

ARE ACTIVELY SAVING FOR RETIREMENT

ARE INVOLVED IN MONITORING & MANAGING THEIR RETIREMENT SAVINGS⁶



OF WORKERS WHO HAVE ACCESS TO A WORKPLACE RETIREMENT ARE USING IT⁷

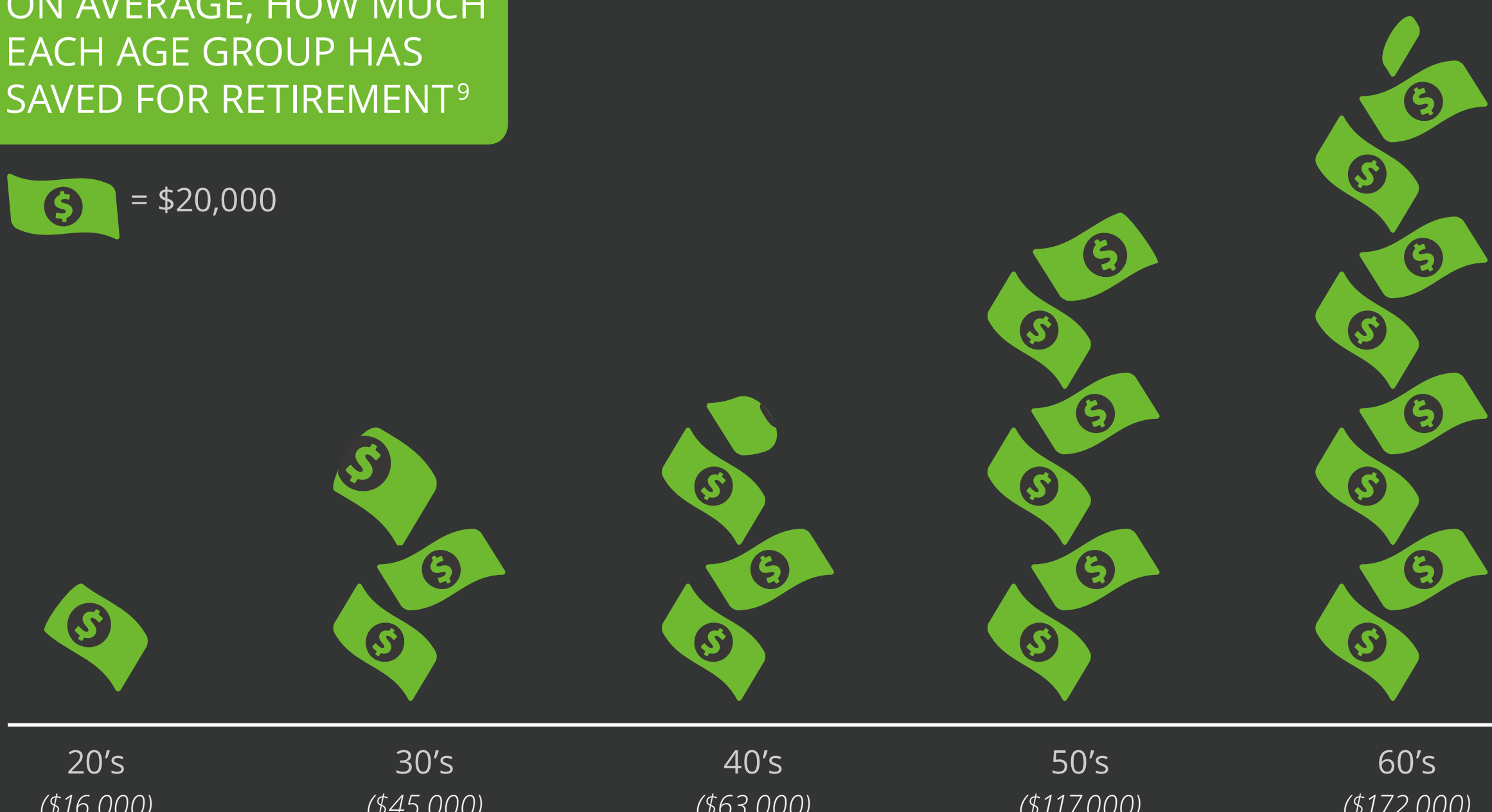
\$96,000

THE AVERAGE AMOUNT U.S. ADULTS HAVE SAVED FOR RETIREMENT⁸



ON AVERAGE, HOW MUCH EACH AGE GROUP HAS SAVED FOR RETIREMENT⁹

= \$20,000



\$1,355

AVERAGE RETIRED WORKER SOCIAL SECURITY CHECK PER MONTH¹⁰

10,000

THE NUMBER OF PEOPLE WHO RETIRE EACH DAY¹¹

55%

OF RETIREES STOPPED WORKING EARLIER THAN EXPECTED¹⁰

62

THE AVERAGE AGE FOR RETIREMENT¹³

50%

OF BABY BOOMERS SAY MOST OR ALL OF THEIR RETIREMENT INCOME WILL COME FROM SOCIAL SECURITY¹²

76%

OF BABY BOOMERS AREN'T CONFIDENT THEY'VE SAVED ENOUGH FOR RETIREMENT¹³

\$245,000

THE ESTIMATED AMOUNT A COUPLE WILL SPEND ON HEALTHCARE DURING RETIREMENT¹³

Sources

401K Specialist: "How Do Gender and Generation Impact Retirement Saving Behavior?"
Cheat Sheet: "15 Retirement Statistics That Will Scare the Crap Out of You"
Go Banking Rates: "Survey Finds 42% of Americans Will Retire Broke — Here's Why"
TriStar Pension Consulting: "Retirement Statistics, Women vs. Men"
Forbes: "Women And Retirement: Saving Less, Worrying More"
RothIRA: "What Are the Retirement Statistics?"
Credit Donkey: "Retirement Statistics"
Average Retirement Savings Guide: "Complete Average Retirement Savings by Age Guide"
The Motley Fool: "12 Jaw-Dropping Stats About Retirement"
Chris Hogan: "10 Frightening Retirement Stats That Should Scare You Into Action"